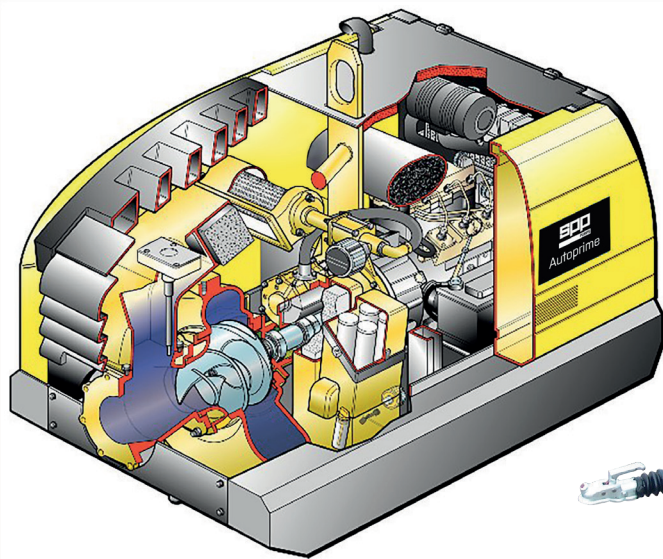




DEWATERING AUTOPRIME DATA SHEET

Q150M ENCLOSED AUTOMATIC PRIMING PUMP

The SPP Autoprime Q150M Pump is a fully enclosed diesel driven pump unit with high efficiency, designed to pump most liquids including sewage and semi solids. The enclosure provides sound reduction and security for use in noise sensitive areas. Typical uses are removal of ground and rain water from excavations, trenches, footings, manholes and ponds etc. May also be used for stream and pipe diversions and flood water control, well point dewatering, pipe relining and sludge pumping.




STAGE
COMPATIBLE



DESIGN FEATURES

- Bunded unit on two wheel road trailer with fixed height towing eye or 50mm ball hitch. Option for Variable Trailer or skid base.
- 12 volt battery starting by key switch. Autostart option available.
- Pump will pass solids up to 65mm diameter and 80mm long.
- Reliable double mechanical seals which allow dry running.
- Pump can be left running when liquid is exhausted and will prime automatically when liquid is present.
- Rugged construction requires minimal operator maintenance.
- 65 cfm Vacuum Pump with coalescer and air filtered before exhaust to atmosphere.
- Features efficient 'Smartprime' technology for energy saving and reliability.

DEWATERING AUTOPRIME DATA SHEET



PUMP SPECIFICATIONS

FLOW RATE

430 m³/h Maximum

DISCHARGE HEAD

37m Maximum

WORKING PRESSURE

10 bar Maximum

SUCTION HOSE SIZE

200 mm (8") Dia.

DISCHARGE HOSE SIZE

150 mm (6") Dia.

MAX SOLIDS SIZE

65 mm Diameter x 80 mm

PUMP CASING / SUMP

Cast Iron

IMPELLER

SG Iron

PUMP SHAFT

Stainless Steel

WEAR PLATES

SG Iron

SHAFT SEAL

Silicon Carbide/Silicon Carbide

ELASTOMER

Viton

DIESEL ENGINE

Perkins 404D/Yanmar 4TNV88 - Stage IIIA/Tier 3

Yanmar 4TNV88c - Stage V

STARTING

12 Volt Battery

SOUND PRESSURE LEVEL

65 db(A) at 7 metres

FUEL TANK CAPACITY

220 litres

FULL LOAD RUNNING TIME

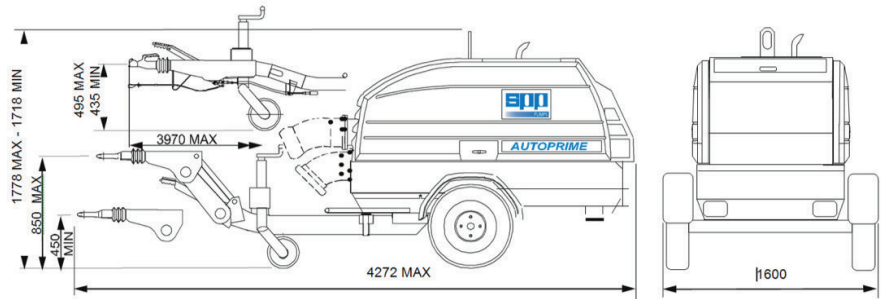
24 hours

CHASSIS OPTIONS

Road Trailer or Skid Base

WEIGHT -GROSS

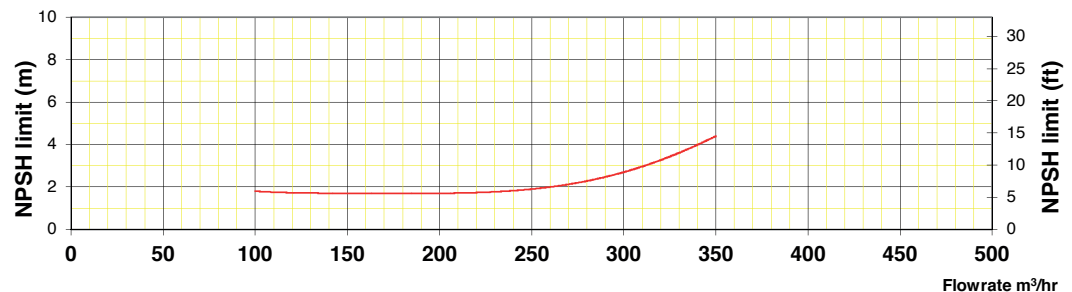
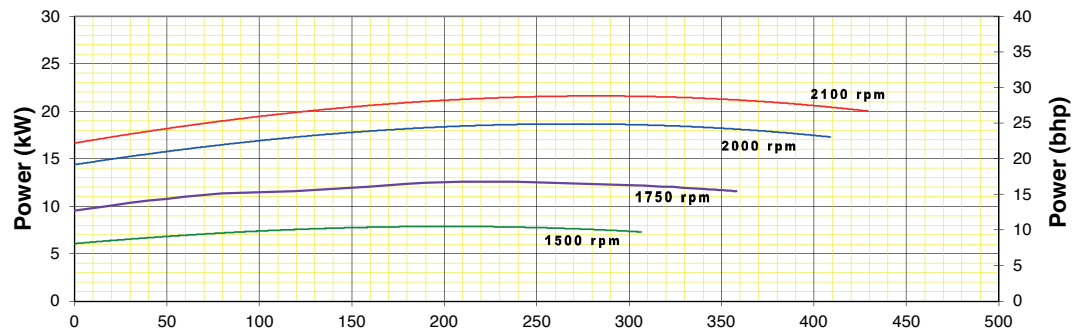
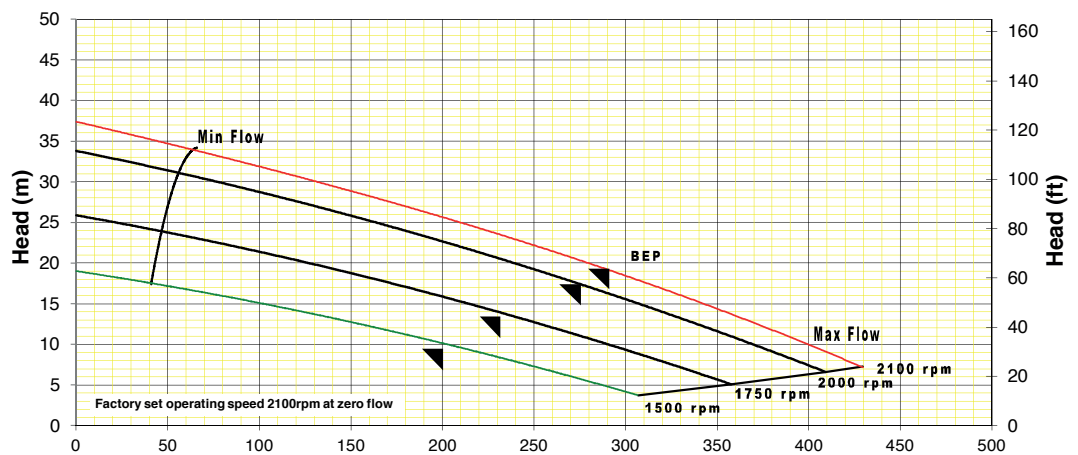
Up to 1500kg



AUTOPRIME Q150M

Discharge x Suction:
Free Passage Capability:
Impeller diameter:
Curve Ref:

150 mm x 200 mm
Ø65mm x 80mm long
254mm
PPCQ150M



OPTIONAL EXTRAS

- Auto/stop start control panel – float operation.
- Pump Telemetry.
- Optional Wras approved pump end.
- Optional single vane/solids handling internals
- Optional 316 Stainless Steel internals.
- Spark arrestor and Chalwyn valve.
- Battery isolator.
- Fuel valve for auxiliary fuel tanks.
- Optional door colour to suit customer branding.
- Emergency trailer with pipe and fittings.
- Training.
- Hose/pipework.
- Service & Maintenance package.
- Spares kit.

