

Sound Attenuated Enclosures

6.8 – 25 kVA Range Level 1, Level 2, Level 3



www.FGWilson.com

The new design of the 6.8 - 25 kVA acoustic enclosures ensure optimum performance in the most remote locations. Extremely durable and robust, the galvanised enclosures are designed to resist corrosion and handling damage with the ability to withstand rough handling common on many construction sites.

Designed and developed by our specialist engineers the enclosures are available with three levels of sound performance dependant upon your site requirements. All enclosures are weather resistant and incorporate internally mounted exhaust silencers.

All Level 1, Level 2 & Level 3 enclosures reduce sound levels to comply with the stage II levels of the European Community Directive 2000/14/EC, effective from 3 January 2006.



Excellent Access for Maintenance

- » Removable access panels on both sides of the enclosure

Robust/Highly Corrosion Resistant Construction

- » High grade steel protected by powder coat paint
- » Single piece roof structure
- » Zinc plated / stainless steel fasteners



Transportability

- » Drag points on baseframe facilitating handling from both sides

Security and Safety

- » Control panel viewing via viewing window on enclosure door
- » Emergency stop push button mounted on rear of enclosure
- » Cooling fan and battery charging alternator fully guarded
- » Exhaust silencing system totally enclosed for operator safety

Sound Pressure Levels (dBA) for Level 1 Enclosure

Generator Set Model		50 Hz						60 Hz					
		15 m (50 ft)		7 m (23 ft)		1 m (3 ft)		15 m (50 ft)		7 m (23 ft)		1 m (3 ft)	
		75% Load	100% Load	75% Load	100% Load	75% Load	100% Load	75% Load	100% Load	75% Load	100% Load	75% Load	100% Load
Single Phase													
P7.5-1S	Prime/Standby	65/65	66/67	71/71	72/73	82/82	84/85	N/A	N/A	N/A	N/A	N/A	N/A
P7.5-4S	Prime/Standby	65/65	66/67	71/71	72/73	82/82	84/85	68/68	69/70	74/74	75/76	85/85	87/87
P11-6S	Prime/Standby	65/65	67/68	71/71	73/74	83/83	84/85	70/70	71/72	76/76	77/78	86/87	88/88
P12-1S	Prime/Standby	65/66	68/69	71/72	74/75	83/83	85/85	N/A	N/A	N/A	N/A	N/A	N/A
P14-6S	Prime/Standby	64/64	65/66	70/70	71/72	80/81	82/83	67/67	68/69	73/73	74/75	84/84	85/86
P16.5-1S	Prime/Standby	65/65	67/68	71/71	73/74	81/82	83/85	N/A	N/A	N/A	N/A	N/A	N/A
P16.5-6S	Prime/Standby	65/65	67/68	71/71	73/74	81/82	83/85	68/68	69/70	74/74	75/76	84/85	86/87
Three Phase													
P9.5-1	Prime/Standby	65/65	66/67	71/71	72/73	82/82	84/85	N/A	N/A	N/A	N/A	N/A	N/A
P9.5-4	Prime/Standby	65/65	66/67	71/71	72/73	82/82	84/85	68/68	69/70	74/74	75/76	85/85	87/87
P13.5-6	Prime/Standby	65/65	67/67	71/71	73/73	83/83	84/84	70/70	71/72	76/76	77/78	86/87	88/88
P16-1	Prime/Standby	66/66	68/69	72/72	74/75	83/84	85/86	N/A	N/A	N/A	N/A	N/A	N/A
P18-6	Prime/Standby	64/64	66/66	70/70	72/72	80/81	82/83	67/68	68/69	73/74	74/75	84/84	85/86
P22-1	Prime/Standby	65/66	67/68	71/72	73/74	82/82	84/85	N/A	N/A	N/A	N/A	N/A	N/A
P22-6	Prime/Standby	65/66	67/68	71/72	73/74	82/82	84/85	68/68	69/70	74/74	75/76	84/85	86/87

Levels in accordance with European Noise Directive (2000/14/EC).

Sound Pressure Levels (dBA) for Level 2 Enclosure

Generator Set Model		50 Hz						60 Hz					
		15 m (50 ft)		7 m (23 ft)		1 m (3 ft)		15 m (50 ft)		7 m (23 ft)		1 m (3 ft)	
		75% Load	100% Load	75% Load	100% Load	75% Load	100% Load	75% Load	100% Load	75% Load	100% Load	75% Load	100% Load
Single Phase													
P7.5-1S	Prime/Standby	54/54	55/56	60/60	61/62	70/70	71/72	N/A	N/A	N/A	N/A	N/A	N/A
P7.5-4S	Prime/Standby	54/54	55/56	60/60	61/62	70/70	71/72	57/57	58/58	63/63	64/64	71/72	73/74
P11-6S	Prime/Standby	54/55	56/56	60/61	62/62	71/71	72/72	58/58	59/59	64/64	65/65	72/73	73/74
P12-1S	Prime/Standby	55/55	56/57	61/61	62/63	71/71	72/72	N/A	N/A	N/A	N/A	N/A	N/A
P14-6S	Prime/Standby	57/57	58/58	63/63	64/64	74/74	74/75	60/60	61/61	66/66	67/67	76/76	76/76
P16.5-1S	Prime/Standby	57/58	59/60	63/64	65/66	74/74	75/76	N/A	N/A	N/A	N/A	N/A	N/A
P16.5-6S	Prime/Standby	57/58	59/60	63/64	65/66	74/74	75/76	60/61	61/61	66/67	67/67	76/76	76/76
Three Phase													
P9.5-1	Prime/Standby	54/55	55/56	60/61	61/62	70/70	71/72	N/A	N/A	N/A	N/A	N/A	N/A
P9.5-4	Prime/Standby	54/55	55/56	60/61	61/62	70/70	71/72	57/57	58/58	63/63	64/64	71/72	73/74
P13.5-6	Prime/Standby	54/55	56/56	60/61	62/62	71/71	72/72	58/58	59/59	64/64	65/65	72/73	73/74
P16-1	Prime/Standby	55/56	57/58	61/62	63/64	71/71	72/73	N/A	N/A	N/A	N/A	N/A	N/A
P18-6	Prime/Standby	57/57	58/59	63/63	64/65	74/74	74/75	60/60	61/61	66/66	67/67	76/76	76/76
P22-1	Prime/Standby	58/58	60/61	64/64	66/67	74/74	75/76	N/A	N/A	N/A	N/A	N/A	N/A
P22-6	Prime/Standby	58/58	60/61	64/64	66/67	74/74	75/76	60/61	61/61	66/67	67/67	76/76	76/76
P33-3	Prime/Standby	60/61	63/64	66/67	69/70	77/77	79/80	61/62	63/64	67/68	69/70	78/79	80/81

Levels in accordance with European Noise Directive (2000/14/EC).

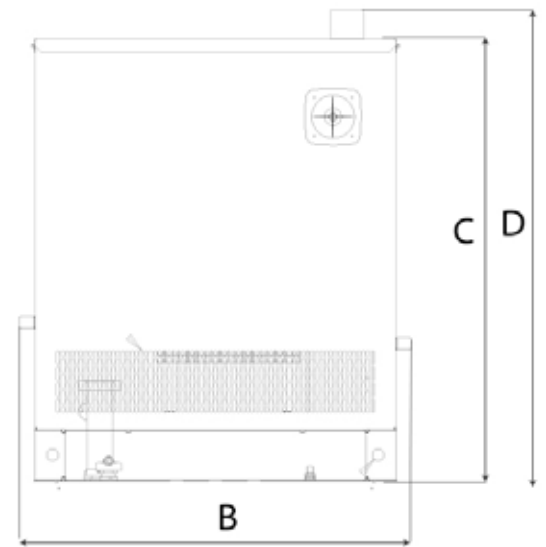
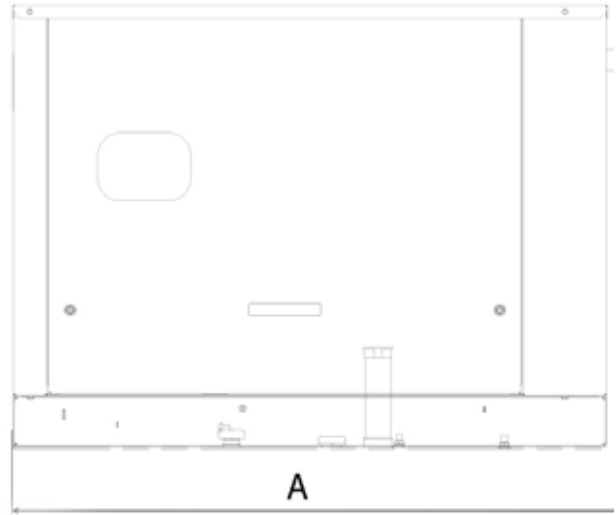
Sound Pressure Levels (dBA) for Level 3 Enclosure

Generator Set Model		50 Hz						60 Hz					
		15 m (50 ft)		7 m (23 ft)		1 m (3 ft)		15 m (50 ft)		7 m (23 ft)		1 m (3 ft)	
		75% Load	100% Load	75% Load	100% Load	75% Load	100% Load	75% Load	100% Load	75% Load	100% Load	75% Load	100% Load
Single Phase													
P7.5-1S	Prime/Standby	51/51	51/52	57/57	57/58	69/69	70/70	-	-	-	-	-	-
P7.5-4S	Prime/Standby	51/51	51/52	57/57	57/58	69/69	70/70	52/52	53/53	58/58	59/59	69/69	71/72
P11-6S	Prime/Standby	52/52	52/53	58/58	58/59	69/70	70/70	53/53	54/54	59/59	60/60	70/70	71/71
P12-1S	Prime/Standby	52/52	53/53	58/58	59/59	70/70	70/71	N/A	N/A	N/A	N/A	N/A	N/A
P14-6S	Prime/Standby	53/53	54/54	59/59	60/60	71/71	72/72	54/54	55/55	60/60	61/61	70/71	72/72
P16.5-1S	Prime/Standby	53/54	54/55	59/60	60/61	71/72	73/73	-	-	-	-	-	-
P16.5-6S	Prime/Standby	53/54	54/55	59/60	60/61	71/72	73/73	54/54	55/56	60/60	61/62	71/71	73/74
Three Phase													
P9.5-1	Prime/Standby	51/51	51/52	57/57	57/58	69/69	70/70	-	-	-	-	-	-
P9.5-4	Prime/Standby	51/51	51/52	57/57	57/58	69/69	70/70	52/52	53/53	58/58	59/59	69/69	71/72
P13.5-6	Prime/Standby	52/52	52/53	58/58	58/59	69/70	70/70	53/53	54/54	59/59	60/60	70/70	71/71
P16-1	Prime/Standby	52/52	53/53	58/58	59/59	70/70	71/71	-	-	-	-	-	-
P18-6	Prime/Standby	53/53	54/54	59/59	60/60	71/71	72/73	54/54	55/55	60/60	61/61	71/71	72/73
P22-1	Prime/Standby	54/54	55/55	60/60	61/61	72/72	73/74	-	-	-	-	-	-
P22-6	Prime/Standby	54/54	55/55	60/60	61/61	72/72	73/74	54/55	55/56	60/61	61/62	71/72	73/74

Levels in accordance with European Noise Directive (2000/14/EC).

Dimensions and Weights with Skid Base

Generator Set Model	A: mm	B: mm	C: mm	D: mm	Weight: kg
Level 1					
P7.5-1S	1550	935	1055	-	347
P7.5-4S	1550	935	1055	-	347
P11-6S	1550	935	1055	-	424
P12-1S	1550	935	1055	-	424
P14-6S	1550	935	1055	-	486
P16.5-1S	1550	935	1055	-	494
P16.5-6S	1550	935	1055	-	494
P9.5-1	1550	935	1055	-	340
P9.5-4	1550	935	1055	-	340
P13.5-6	1550	935	1055	-	417
P16-1	1550	935	1055	-	444
P18-6	1550	935	1055	-	481
P22-1	1550	935	1055	-	494
P22-6	1550	935	1055	-	494
Level 2					
P7.5-1S	1755	935	1055	-	398
P7.5-4S	1755	935	1055	-	398
P11-6S	1755	935	1055	-	475
P12-1S	1755	935	1055	-	475
P14-6S	1755	935 <td 1055	-	537	
P16.5-1S	1755	935	1055	-	545
P16.5-6S	1755	935	1055	-	545
P9.5-1	1755	935	1055	-	391
P9.5-4	1755	935	1055	-	391
P13.5-6	1755	935	1055	-	468
P16-1	1755	935	1055	-	495
P18-6	1755	935	1055	-	532
P22-1	1755	935	1055	-	545
P22-6	1755	935	1055	-	545
P33-3*	1849	932	1236	1335	789
Level 3					
P7.5-1S	1830	935	1055	-	408
P7.5-4S	1830	935	1055	-	408
P11-6S	1830	935	1055	-	485
P12-1S	1830	935	1055	-	485
P14-6S	1830	935	1055	-	547
P16.5-1S	1830	935	1055	-	555
P16.5-6S	1830	935	1055	-	555
P9.5-1	1830	935	1055	-	401
P9.5-4	1830	935	1055	-	401
P13.5-6	1830	935	1055	-	478
P16-1	1830	935	1055	-	505
P18-6	1830	935	1055	-	542
P22-1	1830	935	1055	-	555
P22-6	1830	935	1055	-	555



*Clearance required both sides; Weight with lube oil, no coolant, no fuel.

*8 Hour fuel tank as standard

Dimensions and Weights with Tank Base

Level 1 Enclosure

Model	8 Hour Tank Base				w/ 600L Tank*				w/ 1000L Tank*			
	L	W	H	Kg*	L	W	H	Kg*	L	W	H	Kg*
P7.5-1S	1550	935	1200	382	1550	935	1810	489	2010	1060	1810	562
P7.5-4S	1550	935	1200	382	1550	935	1810	489	2010	1060	1810	562
P9.5-1	1550	935	1200	375	1550	935	1810	482	2010	1060	1810	555
P9.5-4	1550	935	1200	375	1550	935	1810	482	2010	1060	1810	555
P11-6S	1550	935	1200	459	1550	935	1810	566	2010	1060	1810	639
P13.5-6	1550	935	1200	452	1550	935	1810	559	2010	1060	1810	632
P14-6S	1550	935	1200	521	1550	935	1810	628	2010	1060	1810	701
P16-1	1550	935	1200	479	1550	935	1810	586	2010	1060	1810	659
P16.5-1S	1550	935	1200	529	1550	935	1810	636	2010	1060	1810	709
P16.5-6S	1550	935	1200	529	1550	935	1810	636	2010	1060	1810	709
P16.5-1	1550	935	1200	479	1550	935	1810	586	2010	1060	1810	659
P18-6	1550	935	1200	516	1550	935	1810	623	2010	1060	1810	696
P22-1	1550	935	1200	529	1550	935	1810	636	2010	1060	1810	709
P22-6	1550	935	1200	529	1550	935	1810	636	2010	1060	1810	709

* Dual Wall Tank +107 kg (600L) +160 kg (1000L)

Level 2 Enclosure


Model	8 Hour Tank Base				w/ 600L Tank*				w/ 1000L Tank*			
	L	W	H	Kg*	L	W	H	Kg*	L	W	H	Kg*
P7.5-1S	1755	935	1200	433	1755	935	1810	540	2010	1060	1810	613
P7.5-4S	1755	935	1200	433	1755	935	1810	540	2010	1060	1810	613
P9.5-1	1755	935	1200	426	1755	935	1810	533	2010	1060	1810	606
P9.5-4	1755	935	1200	426	1755	935	1810	533	2010	1060	1810	606
P11-6S	1755	935	1200	510	1755	935	1810	617	2010	1060	1810	690
P13.5-6	1755	935	1200	503	1755	935	1810	610	2010	1060	1810	683
P14-6S	1755	935	1200	572	1755	935	1810	679	2010	1060	1810	752
P16-1	1755	935	1200	530	1755	935	1810	637	2010	1060	1810	710
P16.5-1S	1755	935	1200	580	1755	935	1810	687	2010	1060	1810	760
P16.5-6S	1755	935	1200	580	1755	935	1810	687	2010	1060	1810	760
P16.5-1	1755	935	1200	530	1755	935	1810	637	2010	1060	1810	710
P18-6	1755	935	1200	567	1755	935	1810	674	2010	1060	1810	747
P22-1	1755	935	1200	580	1755	935	1810	687	2010	1060	1810	760
P22-6	1755	935	1200	580	1755	935	1810	687	2010	1060	1810	760
P33-3	1850	932	1335	789	1850	932	1875	924	2150	932	1987	985

* Dual Wall Tank +108 kg (600L) +160 kg (1000L)

Level 3 Enclosure

Model	8 Hour Tank Base				w/ 600L Tank*				w/ 1000L Tank*			
	L	W	H	Kg*	L	W	H	Kg*	L	W	H	Kg*
P7.5-1S	1830	935	1200	443	1830	935	1810	550	2010	1060	1810	623
P7.5-4S	1830	935	1200	443	1830	935	1810	550	2010	1060	1810	623
P9.5-1	1830	935	1200	436	1830	935	1810	543	2010	1060	1810	616
P9.5-4	1830	935	1200	436	1830	935	1810	543	2010	1060	1810	616
P11-6S	1830	935	1200	520	1830	935	1810	627	2010	1060	1810	700
P13.5-6	1830	935	1200	513	1830	935	1810	620	2010	1060	1810	693
P14-6S	1830	935	1200	582	1830	935	1810	689	2010	1060	1810	762
P16-1	1830	935	1200	540	1830	935	1810	647	2010	1060	1810	720
P16.5-1S	1830	935	1200	590	1830	935	1810	697	2010	1060	1810	770
P16.5-6S	1830	935	1200	590	1830	935	1810	697	2010	1060	1810	770
P16.5-1	1830	935	1200	540	1830	935	1810	647	2010	1060	1810	720
P18-6	1830	935	1200	577	1830	935	1810	684	2010	1060	1810	757
P22-1	1830	935	1200	590	1830	935	1810	697	2010	1060	1810	770
P22-6	1830	935	1200	590	1830	935	1810	697	2010	1060	1810	770

Dealer Contact Details



T: 01953 454540 F: 01953 456968
E: enquiries@stuartgroup.info
W: www.stuartgroup.ltd.uk

Stuart House, Hargham Road, Shropham, Norfolk, NR17 1DT

FG Wilson manufactures product in the following locations:

Northern Ireland • Brazil • China • India • USA

With headquarters in Northern Ireland, FG Wilson operates through a Global Dealer Network.

To contact your local Sales Office please visit the FG Wilson website at www.FGWilson.com.

FG Wilson is a trading name of Caterpillar (NI) Limited.

In line with our policy of continuous product development, we reserve the right to change specification without notice.

6.8-25kVAEnclosure/0119/GB