

LX 45/80 LFP



Key Features

- Three Phase Output
- User-friendly control and operator interface
- GSM Remote monitoring
- Easy servicing
- Easy handling
- Simple and fast commissioning



Output Specifications

Nominal Output power (continuous)	kVA	45
Peak Output power (5s)	kW	75
Rated voltage (single phase)	V	230
Rated voltage (three phase)	V	400
Frequency	Hz	50
Phase (s)		3
Nominal energy capacity	kWh	76.8
Reference ambient temperature	°C	25




System data

System pass-through capacity	A	100
Operating temperature range	°C	-10.. +50
Degree of protection	IP	44
Sound Power (LWA)	dB(A)	76
Noise pressure @1m (LpA)	dB(A)	58



Inverter

Quantity	n.	3
Rated apparent power	kVA	15
Power factor / Range		±0.8



Battery specifications

Battery modules quantity	n.	16
Battery (Type)		Li-Ion LFP
Module capacity	kWh	4.8
Battery rated Voltage	VDC	48
Depth of Discharge (DoD)	%	90
Battery design life	cycles	6000
Usable energy @ DoD / AC side	kWh	66.4
Total batteries weight	kg	640



Instruments, controls & connections

Inverter protection Short Circuit	✓
Inverter protection Overload	✓
Inverter protection Over Temperature	✓
Inverter protection Low Battery	✓
System status control panel	✓
Battery condition	✓
Battery main isolator	✓
Remote monitoring device	✓
Automatic generator auto-start signal	✓



Input Power Connection

125A CEE 3P+N+T -GRID	1
125A CEE 3P+N+T-DG	1



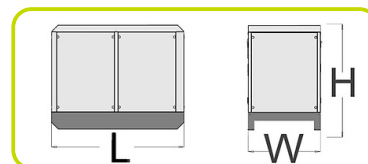
Output Power Connection

16A CEE 2P+T	1
32A CEE 3P+N+T	1
63A CEE 3P+N+T	1
125A CEE 3P+N+T	1
Individual RCD 1phase sockets	✓
Common RCD for 3phase sockets	✓



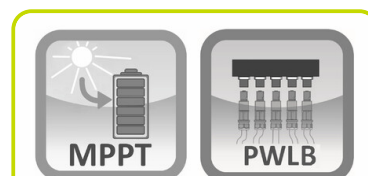
Overall Dimensions

Length	(L) mm	2240
Width	(W) mm	1160
Height	(H) mm	2118
Weight	kg	2000



Optional

1xSolar Charge Controller 5.8kW 250V	MPPT
2x Solar Charge Controller 11.6KW 250V	MPPT2
4xSolar Charge Controller 23.2KW 250V	MPPT4
Cold Weather Kit	CWK



The information is aligned with the Data file at the time of download.
Printed on 24/03/2026 (ID 190872)

©2026 | PR Industrial S.r.l. – Loc. Il Piano – 53031 Casole d'Elsa (SI) – ITALY. Company subject to the management and coordination of Generac Power Systems Inc. | All rights reserved | Image shown may not reflect actual package. Specifications subject to change without notice

