

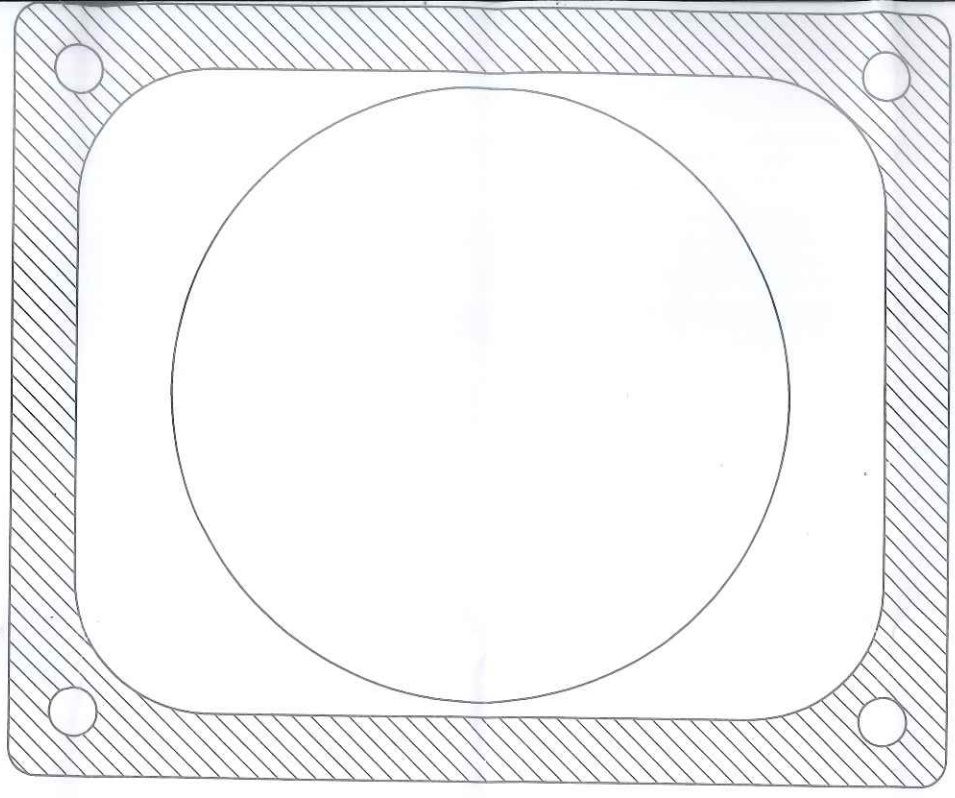
PARTS CONTAINED IN EJECTOR KIT ARE NOT RETURNABLE

WHEN ORDERING INDIVIDUAL SPARE PUMP PARTS, PLEASE DO NOT USE THE NUMBERS ON THIS SHEET. THESE NUMBERS ARE FOR EJECTOR KIT REFERENCE ONLY - PLEASE REFER TO THE PARTS BREAKDOWN FOR THE UNIT.

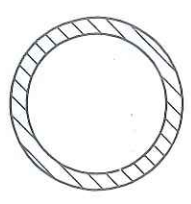
Pos	Qty	PartNo	Description
12	1	23-0630-9913	FILTER
7	1	38-1014-4112	O RING
6	1	38-1013-4112	O RING
5	1	39-0641-4113	NRV BALL
4	1	23-0412-2011	NRV SEAT
3	1	23-0570-2011	EJECTOR COLLAR
2	1	23-0613-2016	EJECTOR NOZZLE
1	1	23-0612-2016	EJECTOR JET

2	CN002898 - Second sheet (Shadow board) added. Sheet 1 reconfigured.	ECO13-024	JCK	26/06/13
Iss. Description		DRG. No. EK11		
godwin a xylem brand		TITLE EJECTOR KIT		
		Drawn KP Date 24/05/12 Chk'd JCK Date 26/06/13		
		Scale 1:1 EP 41-15/17/18		
Xylem Dewatering Solutions Quenington, Cirencester, Gloucestershire GL7 5PX, England. Tel: ++ 44 (0)1285 750271 www.godwinpumps.co.uk		IF IN DOUBT - ASK DO NOT SCALE Graphics: BS0888:2002 Dimensions: mm Third Angle Projection 		
TOLERANCES ± 3mm (unless otherwise stated) We cannot guarantee dimensions of outside suppliers equipment © 2013				

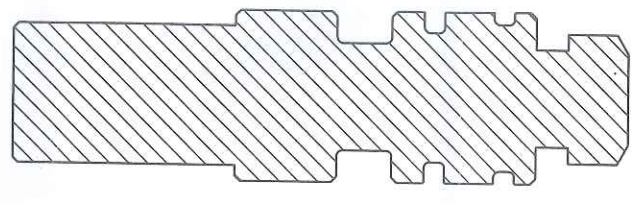
23-0630-9913



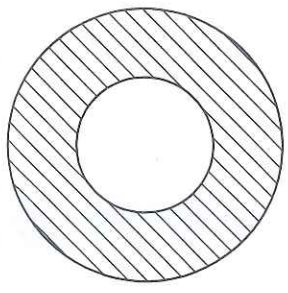
38-1014-4112



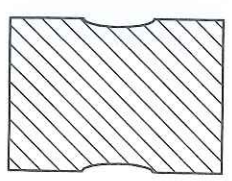
23-0613-2016



39-0641-4113
23-0412-2011



23-0570-2011



EK11 PARTS DRAWING & LAYOUT

38-1013-4112



23-0612-2016

